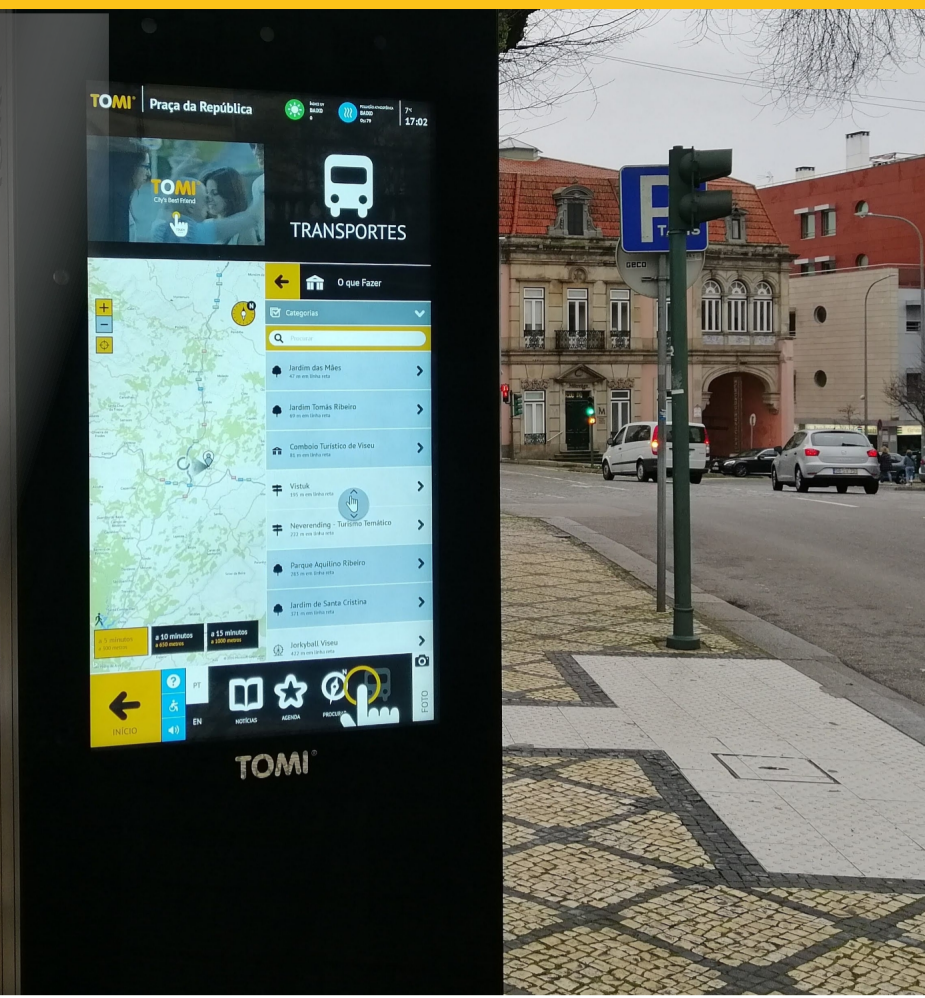


Transport module still in higher demand

TOMI cares about the mobility of citizens, in the city, and all this information is compiled in the Transports module. In this module, TOMI offers solutions on how to get from the place where they are, to the place where they want to go, through the best available route, also providing the time and associated cost. TOMI presents all means of transport, highlighting first the means of public transport, walking and cycling.



USER ACTIONS *

481
Thousand

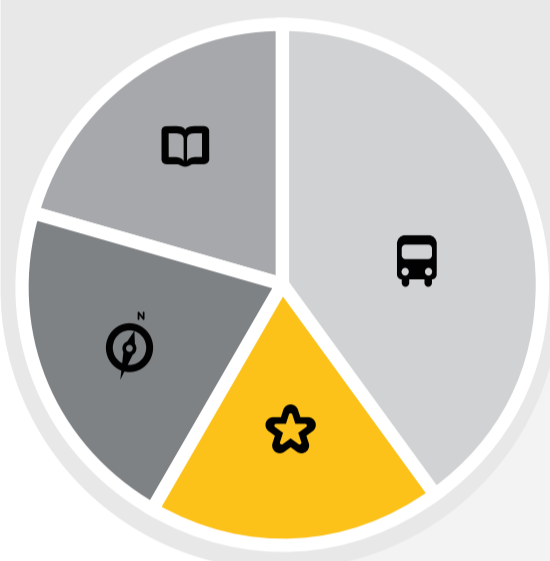
PHOTOS & GIFs SENT

6.3
Thousand

CONTENT DISPLAY *

14
Million

MODULES

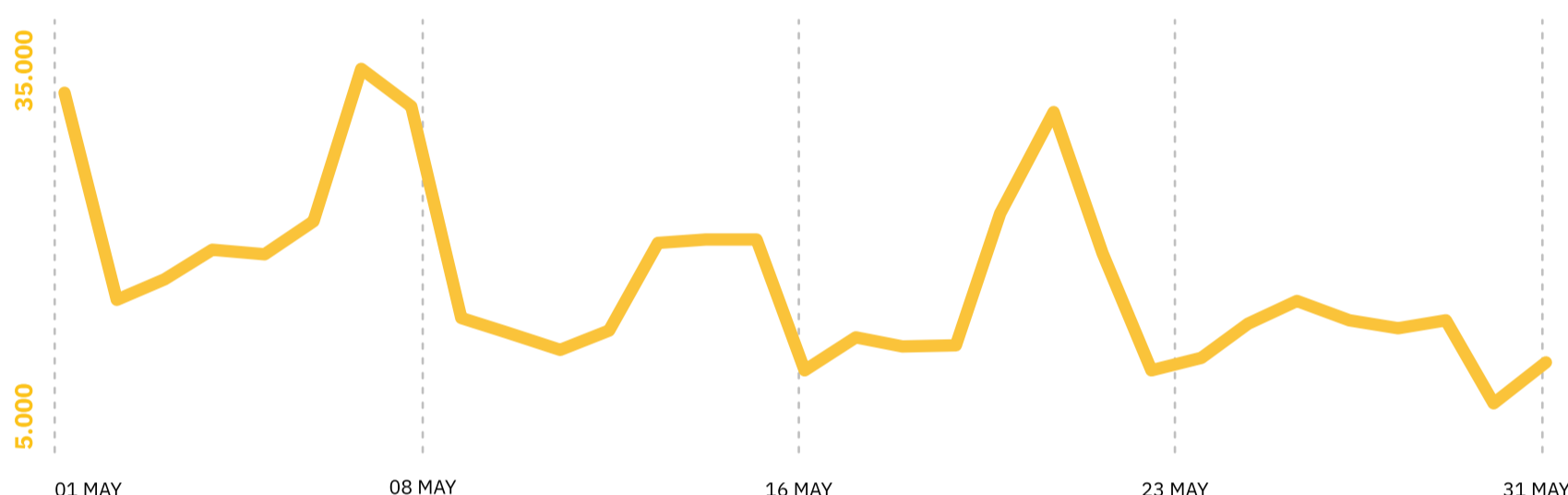


- 19% NEWS
- 21% EVENTS
- 20% SEARCH
- 40% TRANSPORTS

In May, The Transports module was in higher demand.

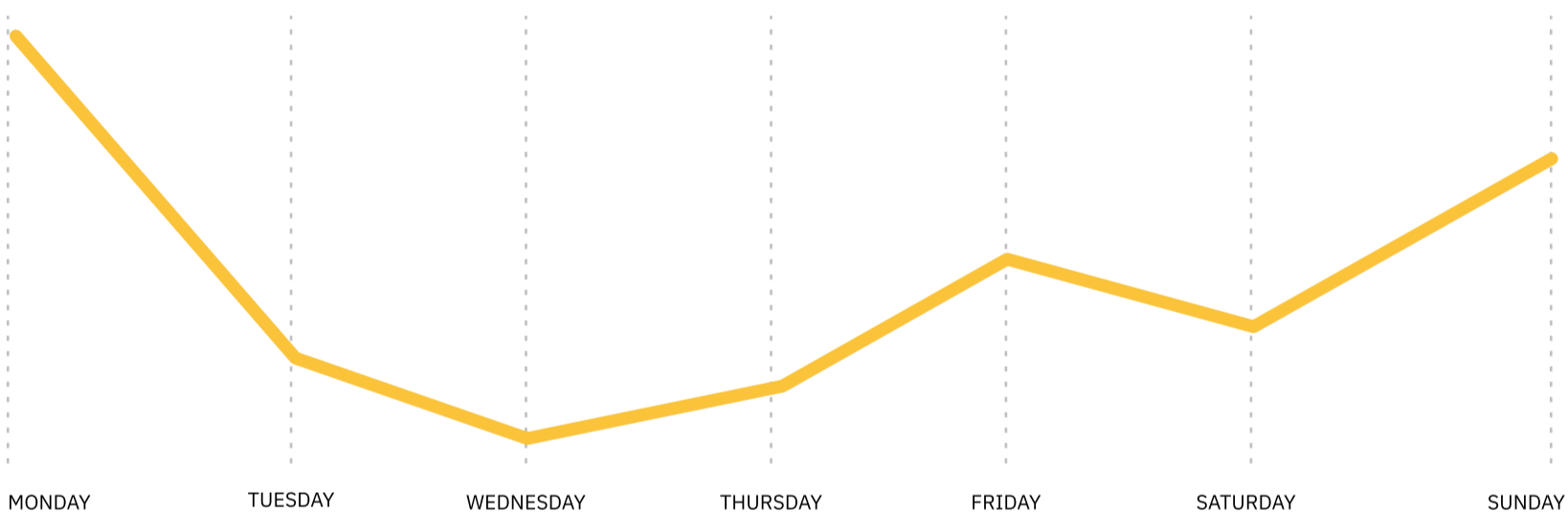
DURING THE MONTH

USER ACTIONS
Monthly User Actions Evolution



WEEKLY TREND

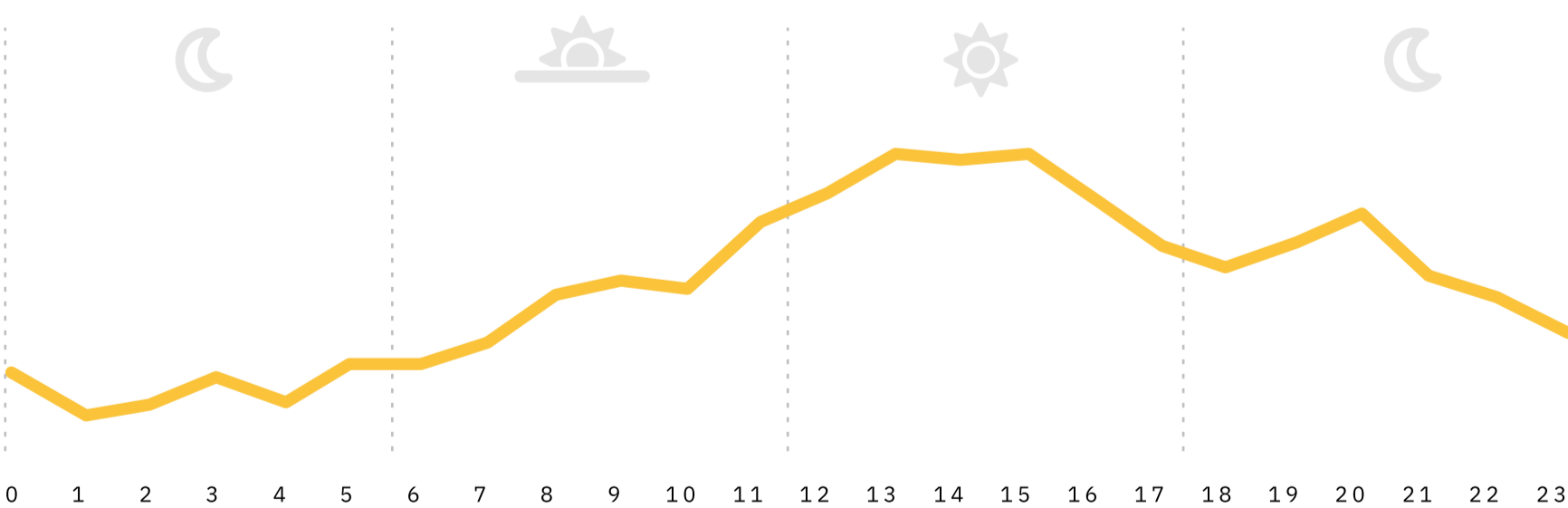
USER ACTIONS
Average User Actions Count by Week Day



In May, the highest number of user actions was registered on Mondays and Sundays. On the other hand, Wednesdays, had the lowest number of the week.

DAILY TREND

USER ACTIONS
Monthly User Actions Evolution



In May, the number of user actions was higher in the afternoon period. The highest peaks happened between 1 pm and 3 pm, and at 8 pm.

May Overall Analysis:

In May, there was an increase of the number of case of Covid-19 detected in Portugal.

User Actions*: Values indicate the number of touches made on TOMI. Content Display*: Values show the number of each content exhibited on lists, selections and search.

SUBSCRIBE NEWSLETTER

Trademark. Patented internationally. Registered design.

<p>MAIN AWARDS AND HONORS</p> <p>Citizen's engagement, E-Gov & urban innovation</p>	<p>Award UI & UX</p> <p>Best interface</p>	<p>Accessibility & inclusion</p> <p>Design for society & disability inclusion</p>	<p>DOOH media</p> <p>Best innovation</p>	<p>Tourism</p> <p>Best service</p>
--	---	--	---	---