



TOMI MY BUSINESS IS A SUCCESS

The new platform "TOMI My Business" that aims to support the local economy, is being a success. Business owners are adding their business in the platform as a way to promote it, for free. TOMI My Business is one of the many functionalities and features that have been developed during the Covid19 peak period. Just click [here](#) and register.

#Covid19

#Alerts

#Real-Time

#PedestrianData

#ComputerVision

#MachineLearning

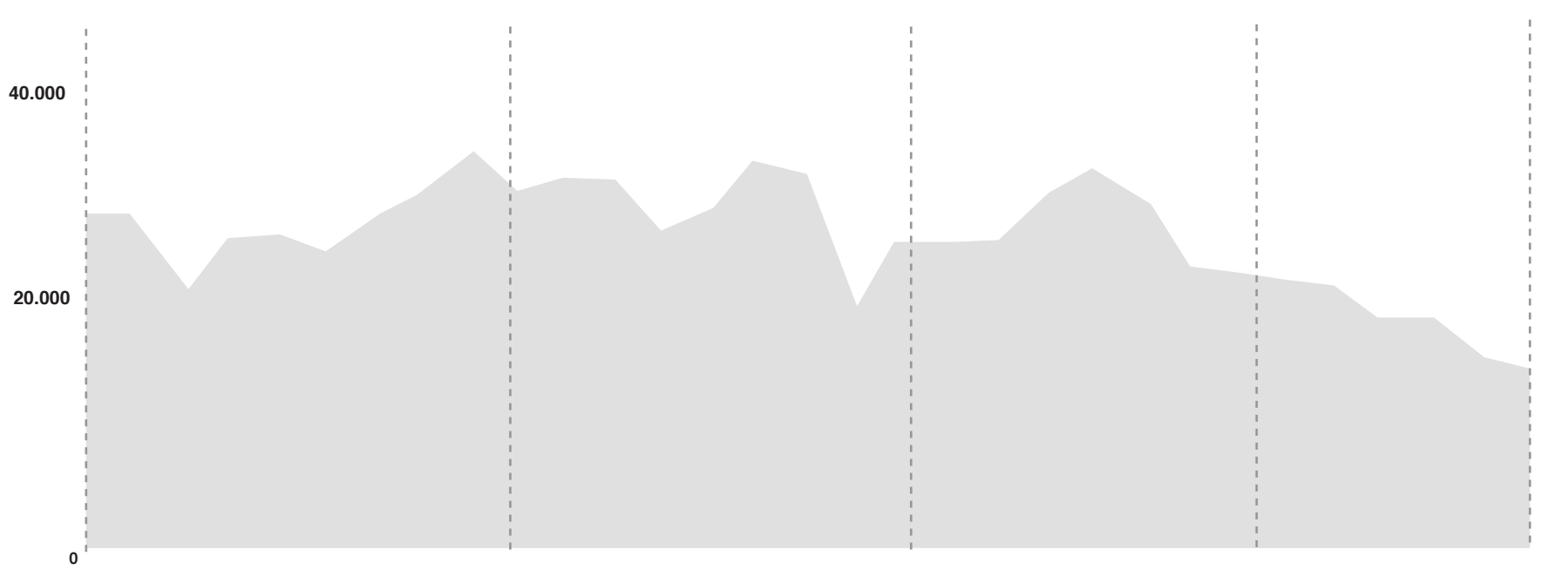
TOMI PEDESTRIAN DATA



With TOMI pedestrian data, it is possible to understand the pedestrian volume and **how it compares in each location on any given day and time**. It's also essential to compare the average of people passing by to other different days, and to **understand the impact of various factors (such as the location, weather conditions, and political measures in place)**.

MONTHLY TREND

Monthly Evolution
Average pedestrians

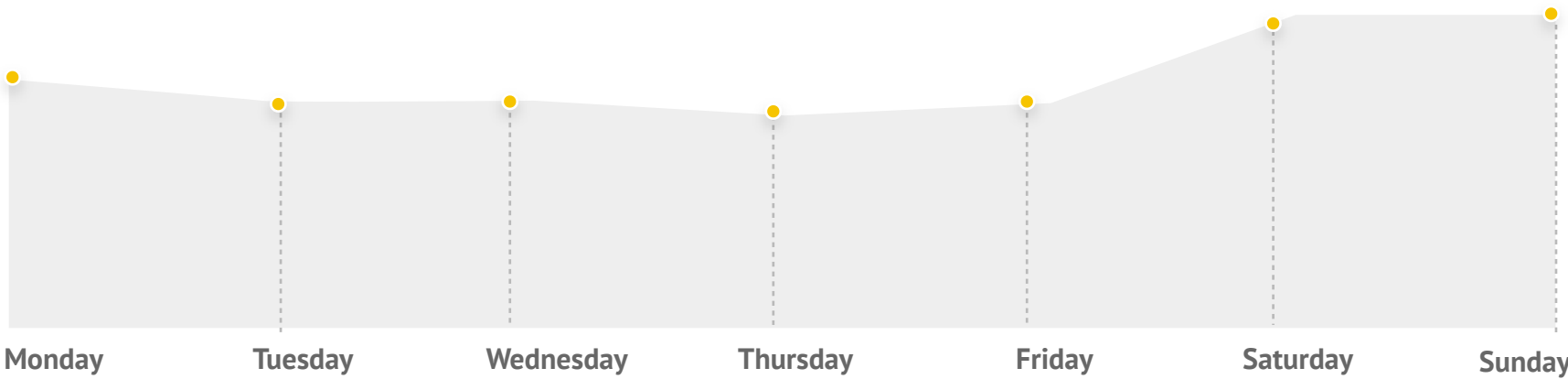


NOTE:

The month of August was marked by the return of tourists to the country, with the inclusion of Portugal in the air corridor of United Kingdom.

WEEKLY TREND

Average weekly pedestrian count during the week

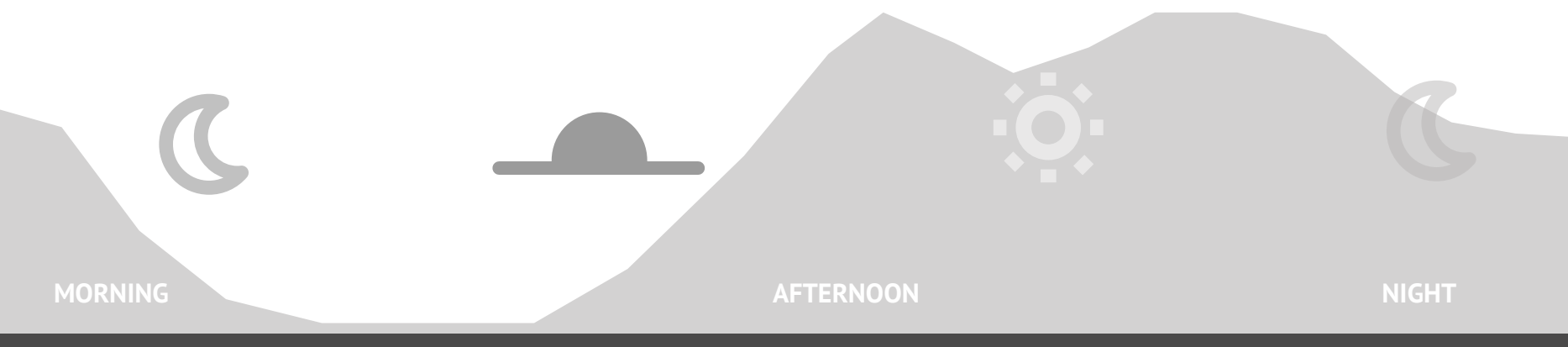


Evolution of pedestrians during the week was stable

In August there was a similar trend on all days of the week, registering only a peak on Sunday.

HOURLY TREND

Average hourly pedestrian count during the month



SEARCH

EVENTS

NEWS

TOP UPDATES
PER REGION

Lousada
Barcelos
Macedo de Cavaleiros
Alijó
Amares

Caminha
Mondim de Bastos
Vila Nova da Cerveira
Melgaço
Ponte da Barca

Póvoa de Varzim
Melgaço
Baão
Vila Verde
Vila Nova de Famalicão

HEAT MAP

TOMI'S LOCATIONS

Areas with the highest average number of pedestrians registered during the month

